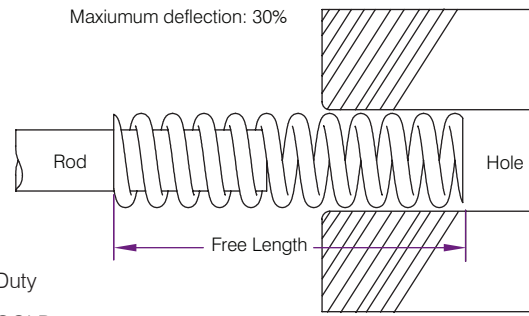




Silicone Chrome Die Springs
Raymond



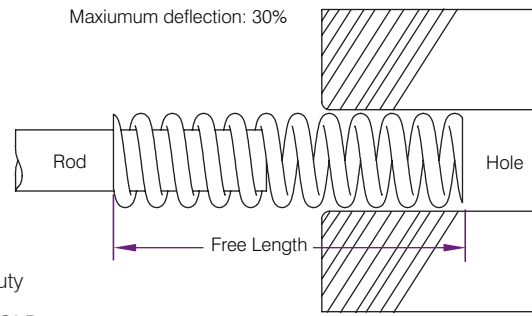
Heavy Duty
Colour - GOLD

Hole Dia.	Rod Dia.	Product Code	Free Length		lb at 1/10" Defl	Maximum Deflection 30% of Free Length		Deflection for Average life 20% of Free Length		Deflection for Long life 15% of Free Length		Total Travel to Solid	
			mm	in		Pressure Pounds	Length of Defl.	Pressure Pounds	Length of Defl.	Pressure Pounds	Length of Defl.	Pressure Pounds	Length of Defl.
3/8 10mm	3/16 4.5mm	DRH0308	25	1.00	12.4	37	0.300	25	0.200	18	0.150	44	0.354
		DRH0310	32	1.25	9.8	37	0.375	25	0.250	18	0.187	45	0.463
		DRH0312	38	1.50	9.6	43	0.450	29	0.300	22	0.225	55	0.573
		DRH0314	44	1.75	8.4	44	0.525	29	0.350	22	0.262	58	0.686
		DRH0316	51	2.00	7.2	43	0.600	29	0.400	22	0.300	57	0.792
		DRH0320	64	2.50	6.0	45	0.750	30	0.500	23	0.375	66	1.011
		DRH0324	76	3.00	4.2	38	0.900	25	0.600	19	0.450	51	1.216
		DRH0396	305	12.00	1.2	43	3.600	29	2.400	22	1.800	70	5.818
1/2 13mm	9/32 7mm	DRH0408	25	1.00	23.6	71	0.300	47	0.200	35	0.150	107	0.455
		DRH0410	32	1.25	18.6	70	0.375	47	0.250	35	0.187	109	0.587
		DRH0412	38	1.50	16.4	74	0.450	49	0.300	37	0.225	121	0.737
		DRH0414	44	1.75	13.8	72	0.525	48	0.350	36	0.262	116	0.844
		DRH0416	51	2.00	11.0	66	0.600	44	0.400	33	0.300	110	1.000
		DRH0420	64	2.50	8.4	63	0.750	42	0.500	32	0.375	106	1.264
		DRH0424	76	3.00	7.4	67	0.900	44	0.600	33	0.450	113	1.528
		DRH0428	89	3.50	6.4	67	1.050	45	0.700	34	0.525	116	1.810
5/8 16mm	11/32 8.5mm	DRH0508	25	1.00	42.4	127	0.300	85	0.200	64	0.150	151	0.357
		DRH0510	32	1.25	29.6	111	0.375	74	0.250	55	0.187	140	0.474
		DRH0512	38	1.50	27.2	122	0.450	82	0.300	61	0.225	165	0.606
		DRH0514	44	1.75	24.0	126	0.525	84	0.350	63	0.262	175	0.730
		DRH0516	51	2.00	20.8	125	0.600	83	0.400	62	0.300	179	0.860
		DRH0520	64	2.50	17.0	128	0.750	85	0.500	64	0.375	190	1.118
		DRH0524	76	3.00	14.4	130	0.900	86	0.600	65	0.450	198	1.375
		DRH0528	89	3.50	12.2	128	1.050	85	0.700	64	0.525	199	1.633
		DRH0532	102	4.00	10.8	130	1.200	86	0.800	65	0.600	204	1.890
		DRH0596	305	12.00	4.0	144	3.600	96	2.400	72	1.800	201	5.016
3/4 19mm	3/8 9.5mm	DRH0608	25	1.00	108.0	324	0.300	216	0.200	162	0.150	324	0.300
		DRH0610	32	1.25	86.8	326	0.375	217	0.250	162	0.187	353	0.407
		DRH0612	38	1.50	65.6	295	0.450	197	0.300	148	0.225	337	0.514
		DRH0614	44	1.75	60.0	315	0.525	210	0.350	157	0.262	361	0.601
		DRH0616	51	2.00	49.6	298	0.600	198	0.400	149	0.300	361	0.728
		DRH0620	64	2.50	37.6	282	0.750	188	0.500	141	0.375	354	0.924
		DRH0624	76	3.00	31.2	281	0.900	187	0.600	140	0.450	361	1.156
		DRH0628	89	3.50	26.4	277	1.050	185	0.700	139	0.525	361	1.369
		DRH0632	102	4.00	23.2	278	1.200	186	0.800	139	0.600	367	1.583
		DRH0636	115	4.50	20.0	270	1.350	180	0.900	135	0.675	359	1.797
		DRH0640	127	5.00	17.6	264	1.500	176	1.000	132	0.750	354	2.011
		DRH0646	139	5.50	16.0	264	1.650	176	1.100	132	0.825	356	2.225
DRH0648	152	6.00	14.4	259	1.800	173	1.200	130	0.900	351	2.438		
DRH0696	305	12.00	7.2	259	3.600	173	2.400	130	1.800	382	5.300		

Continues next page.



Silicone Chrome Die Springs
Raymond



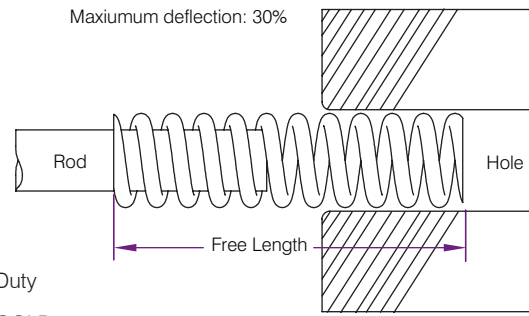
Heavy Duty
Colour - GOLD

Hole Dia.	Rod Dia.	Product Code	Free Length		lb at 1/10" Defl	Maximum Deflection 30% of Free Length		Deflection for Average life 20% of Free Length		Deflection for Long life 15% of Free Length		Total Travel to Solid	
			mm	in		Pressure Pounds	Length of Defl.	Pressure Pounds	Length of Defl.	Pressure Pounds	Length of Defl.	Pressure Pounds	Length of Defl.
1 26mm	1/2 12.5mm	DRH0808	25	1.00	208.0		0.270	416	0.200	312	0.150	614	0.295
		DRH0810	32	1.25	171.2		0.380	428	0.250	320	0.187	540	0.315
		DRH0812	38	1.50	118.4	533	0.450	355	0.300	266	0.225	598	0.505
		DRH0814	44	1.75	104.0	546	0.525	364	0.350	272	0.262	655	0.630
		DRH0816	51	2.00	84.0	504	0.600	336	0.400	252	0.300	600	0.714
		DRH0820	64	2.50	68.0	510	0.750	340	0.500	255	0.375	628	0.924
		DRH0824	76	3.00	54.4	490	0.900	326	0.600	245	0.450	617	1.134
		DRH0828	89	3.50	45.6	479	1.050	319	0.700	239	0.525	612	1.343
		DRH0832	102	4.00	40.0	480	1.200	320	0.800	240	0.600	621	1.553
		DRH0836	115	4.50	35.2	475	1.350	317	0.900	238	0.675	621	1.763
		DRH0840	127	5.00	31.2	468	1.500	312	1.000	234	0.750	615	1.972
		DRH0844	139	5.50	28.8	475	1.650	317	1.100	238	0.825	628	2.182
		DRH0848	152	6.00	25.6	461	1.800	307	1.200	230	0.900	612	2.392
		DRH0856	178	7.00	22.4	470	2.100	314	1.400	235	1.050	630	2.811
		DRH0864	203	8.00	19.2	461	2.400	307	1.600	230	1.200	620	3.230
DRH0896	305	12.00	12.0	432	3.600	288	2.400	216	1.800	589	4.908		
1 1/4 32mm	5/8 15.5mm	DRH1012	38	1.50	212.0	954	0.450	636	0.300	477	0.225	954	0.450
		DRH1014	44	1.75	181.6	953	0.525	636	0.350	476	0.262	1017	0.560
		DRH1016	51	2.00	149.6	898	0.600	598	0.400	449	0.300	950	0.635
		DRH1018	64	2.50	117.6	882	0.750	588	0.500	441	0.375	964	0.820
		DRH1020	76	3.00	95.2	857	0.900	571	0.600	428	0.450	957	1.005
		DRH1024	89	3.50	75.2	790	1.050	526	0.700	395	0.525	895	1.190
		DRH1028	102	4.00	66.4	797	1.200	531	0.800	398	0.600	913	1.375
		DRH1032	115	4.50	58.4	788	1.350	526	0.900	394	0.675	911	1.560
		DRH1036	127	5.00	49.6	744	1.500	496	1.000	372	0.750	866	1.745
		DRH1040	139	5.50	47.2	779	1.650	519	1.100	389	0.828	911	1.930
		DRH1048	152	6.00	42.4	763	1.800	509	1.200	382	0.900	897	2.115
		DRH1056	178	7.00	36.8	773	2.100	515	1.400	386	1.050	914	2.485
		DRH1064	203	8.00	32.8	787	2.400	525	1.600	394	1.200	936	2.855
		DRH1080	254	10.00	25.6	768	3.000	512	2.000	384	1.500	920	3.595
		DRH1096	305	12.00	20.8	749	3.600	499	2.400	374	1.800	902	4.335

Continues next page.



Silicone Chrome Die Springs
Raymond



Heavy Duty
Colour - GOLD

Hole Dia.	Rod Dia.	Product Code	Free Length		lb at 1/10" Defl	Maximum Deflection 30% of Free Length		Deflection for Average life 20% of Free Length		Deflection for Long life 15% of Free Length		Total Travel to Solid	
			mm	in		Pressure Pounds	Length of Defl.	Pressure Pounds	Length of Defl.	Pressure Pounds	Length of Defl.	Pressure Pounds	Length of Defl.
1 1/2 38mm	3/4 19mm	DRH1216	51	2.00	190.4	1142	0.600	762	0.400	571	0.300	1346	0.707
		DRH1220	64	2.50	148.8	1116	0.750	744	0.500	558	0.375	1446	0.972
		DRH1224	76	3.00	122.4	1102	0.900	734	0.600	551	0.450	1443	1.179
		DRH1228	89	3.50	106.4	1117	1.050	745	0.700	559	0.525	1535	1.443
		DRH1232	102	4.00	91.2	1094	1.200	730	0.800	547	0.600	1505	1.650
		DRH1236	115	4.50	78.4	1058	1.350	706	0.900	529	0.675	1478	1.885
		DRH1240	127	5.00	71.2	1068	1.500	712	1.000	534	0.750	1509	2.120
		DRH1244	139	5.50	64.0	1056	1.650	704	1.100	528	0.825	1508	2.357
		DRH1248	152	6.00	58.4	1051	1.800	701	1.200	526	0.900	1514	2.592
		DRH1256	178	7.00	49.6	1042	2.100	694	1.400	521	1.050	1520	3.064
		DRH1264	203	8.00	43.2	1037	2.400	691	1.600	518	1.200	1527	3.535
		DRH1280	254	10.00	34.4	1032	3.000	688	2.000	516	1.500	1540	4.477
DRH1296	305	12.00	28.8	1037	3.600	691	2.400	518	1.800	1561	5.420		
2 51mm	1 26mm	DRH1620	64	2.50	220.0	1650	0.750	1100	0.500	825	0.375	1982	0.901
		DRH1624	76	3.00	185.6	1670	0.900	1114	0.600	835	0.450	2189	1.147
		DRH1628	89	3.50	160.0	1680	1.050	1220	0.700	840	0.525	2227	1.392
		DRH1632	102	4.00	133.6	1603	1.200	1069	0.800	802	0.600	2188	1.638
		DRH1636	115	4.50	117.6	1588	1.350	1058	0.900	794	0.675	2216	1.884
		DRH1640	127	5.00	104.0	1560	1.500	1040	1.000	780	0.750	2214	2.129
		DRH1644	139	5.50	92.8	1531	1.650	1021	1.100	766	0.825	2204	2.375
		DRH1648	152	6.00	83.2	1498	1.800	998	1.200	749	0.900	2181	2.621
		DRH1656	178	7.00	73.6	1546	2.100	1030	1.400	773	1.050	2290	3.112
		DRH1664	203	8.00	64.0	1536	2.400	1024	1.600	768	1.200	2306	3.603
		DRH1680	254	10.00	48.8	1464	3.000	976	2.000	732	1.500	2238	4.586
		DRH1696	305	12.00	40.0	1440	3.600	960	2.400	720	1.800	2227	5.568

Continues next page.