
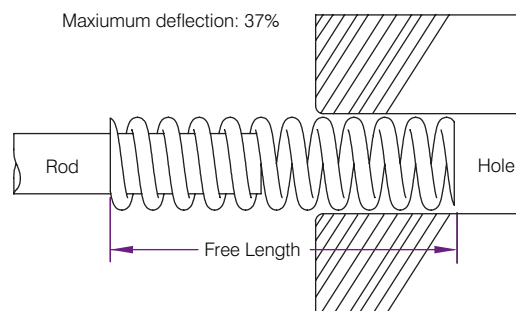


Die Springs Medium Heavy Duty




Silicone Chrome Die Springs
Raymond

Medium/Heavy Duty
Colour - RED



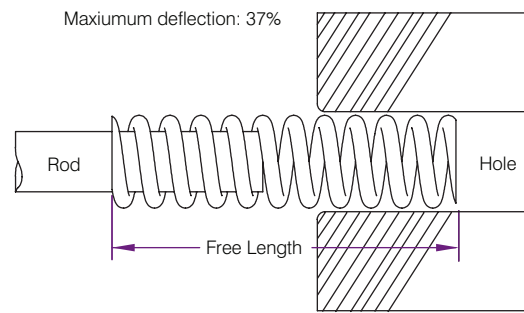
Hole Dia.	Rod Dia.	Product Code	Free Length		lb at 1/10" Defl	Maximum Deflection 37% of Free Length		Deflection for Average life 25% of Free Length		Deflection for Long life 20% of Free Length		Total Travel to Solid	
			mm	in		Pressure Pounds	Length of Defl.	Pressure Pounds	Length of Defl.	Pressure Pounds	Length of Defl.	Pressure Pounds	Length of Defl.
3/8" 10mm	3/16" 4.5mm	DRHM0308	25	1.00	9.0	33	0.370	23	0.250	17	0.200	41	0.456
		DRMH0310	32	1.25	74.3	34	0.462	23	0.312	18	0.250	45	0.611
		DRMH0312	38	1.50	6.7	37	0.555	25	0.375	20	0.300	54	0.802
		DRMH0314	44	1.75	5.8	35	0.647	25	0.437	20	0.250	52	0.922
		DRMH0316	51	2.00	5.0	37	0.740	25	0.500	20	0.400	53	1.054
		DRMH0320	64	2.50	4.2	39	0.925	26	0.625	21	0.500	56	1.341
		DRMH0324	76	3.00	3.0	33	1.110	23	0.750	18	0.600	48	1.605
		DRMH0396	305	12.00	0.9	40	4.440	27	3.000	22	2.400	62	7.081
1/2" 13mm	9/32" 7mm	DRMH0408	25	1.00	16.8	62	0.370	42	0.250	34	0.200	84	0.499
		DRMH0410	32	1.25	13.9	64	0.462	43	0.312	35	0.250	90	0.647
		DRMH0412	38	1.50	12.0	67	0.555	45	0.375	36	0.300	97	0.811
		DRMH0414	44	1.75	10.4	67	0.647	45	0.437	36	0.350	100	0.962
		DRMH0416	51	2.00	8.7	64	0.740	44	0.500	35	0.400	96	1.108
		DRMH0420	64	2.50	6.8	63	0.925	43	0.625	34	0.500	95	1.404
		DRMH0424	76	3.00	2.7	63	1.110	43	0.750	34	0.600	98	1.717
		DRMH0428	89	3.50	4.7	61	1.295	41	0.875	33	0.700	94	1.998
5/8" 16mm	11/32" 8.5mm	DRMH0508	25	1.00	27.7	102	0.370	69	0.250	55	0.200	106	0.383
		DRMH0510	32	1.25	20.8	96	0.462	65	0.312	52	0.250	104	0.498
		DRMH0512	38	1.50	19.0	105	0.555	71	0.375	57	0.300	126	0.664
		DRMH0514	44	1.75	16.8	109	0.647	73	0.437	59	0.350	141	0.837
		DRMH0516	51	2.00	14.8	110	0.740	74	0.500	59	0.400	148	0.997
		DRMH0520	64	2.50	11.5	106	0.925	72	0.625	58	0.500	143	1.246
		DRMH0524	76	3.00	10.0	111	1.110	75	0.750	60	0.600	156	1.558
		DRMH0528	89	3.50	8.5	110	1.295	74	0.875	60	0.700	155	1.828
3/4" 19mm	3/8" 9.5mm	DRMH0532	102	4.00	7.6	112	1.482	76	1.000	61	0.800	166	2.182
		DRMH0596	305	12.00	2.7	120	4.440	81	3.000	65	2.400	184	6.817
		DRMH0608	25	1.00	57.6	213	0.370	144	0.250	115	0.200	259	0.450
		DRMH0610	32	1.25	44.8	207	0.462	140	0.361	112	0.250	265	0.592
		DRMH0612	38	1.50	32.0	178	0.555	120	0.375	96	0.300	235	0.735
		DRMH0614	44	1.75	28.8	186	0.647	126	0.437	101	0.350	252	0.874
		DRMH0616	51	2.00	24.8	184	0.740	124	0.500	99	0.400	253	1.020
		DRMH0620	64	2.50	19.2	178	0.925	120	0.625	96	0.500	251	1.305
Wire 0.46 x 0.067	Wire 0.61 x 0.093	DRMH0624	76	3.00	14.4	160	1.110	108	0.750	86	0.600	229	1.590
		DRMH0628	89	3.50	12.8	166	1.295	112	0.875	90	0.700	240	1.875
		DRMH0632	102	4.00	12.0	178	1.480	120	1.000	96	0.800	259	2.160
		DRMH0636	115	4.50	11.2	186	1.665	136	1.125	101	0.900	274	2.445
		DRMH0640	127	5.00	10.4	192	1.850	130	1.250	104	1.000	286	2.753
		DRMH0644	139	5.50	9.6	195	2.035	132	1.375	106	1.100	289	3.014
		DRMH0648	152	6.00	8.0	178	2.220	120	1.500	96	1.200	264	3.300
		DRMH0696	305	12.00	3.6	160	4.440	108	3.000	86	2.400	232	6.455

Continued next page




Silicone Chrome Die Springs
Raymond

Medium/Heavy Duty
Colour - RED



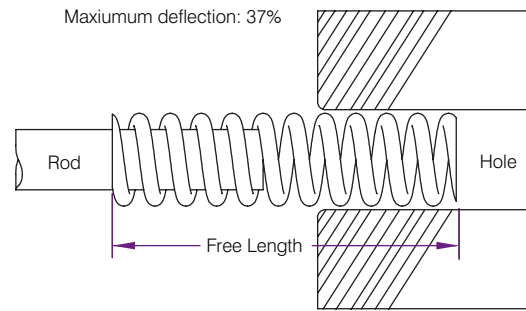
Hole Dia.	Rod Dia.	Product Code	Free Length		lb at 1/10" Defl	Maximum Deflection 37% of Free Length		Deflection for Average life 25% of Free Length		Deflection for Long life 20% of Free Length		Total Travel to Solid	
			mm	in		Pressure Pounds	Length of Defl.	Pressure Pounds	Length of Defl.	Pressure Pounds	Length of Defl.	Pressure Pounds	Length of Defl.
1" 25mm	1/2" 12.5mm	DRMH0808	25	1.00	72.0	266	0.370	180	0.250	144	0.200	297	0.412
		DRMH0810	32	1.25	62.4	288	0.462	195	0.312	156	0.250	300	0.481
		DRMH0812	38	1.50	49.6	275	0.555	186	0.375	149	0.300	350	0.706
		DRMH0814	44	1.75	44.0	285	0.647	192	0.437	154	0.350	364	0.828
		DRMH0816	51	2.00	36.8	272	0.740	184	0.500	147	0.400	368	1.000
		DRMH0820	64	2.50	28.8	266	0.925	180	0.625	144	0.500	373	1.295
		DRMH0824	76	3.00	23.2	258	1.110	174	0.750	139	0.600	369	1.589
		DRMH0828	89	3.50	21.6	280	1.295	189	0.875	151	0.700	407	1.883
		DRMH0832	102	4.00	18.4	272	1.480	184	1.000	147	0.800	401	2.179
		DRMH0836	115	4.50	15.2	253	1.665	171	1.125	137	0.900	376	2.471
		DRMH0840	127	5.00	14.4	266	1.850	180	1.250	144	1.000	398	2.766
		DRMH0844	139	5.50	12.8	260	2.035	176	1.375	141	1.100	377	2.942
		DRMH0848	152	6.00	11.2	249	2.220	168	1.500	134	1.200	362	3.236
		DRMH0856	178	7.00	9.6	249	2.590	168	1.750	134	1.400	367	3.825
DRMH0864	203	8.00	8.8	260	2.960	176	2.000	141	1.600	388	4.413		
DRMH0896	305	12.00	5.6	249	4.440	168	3.000	134	2.400	379	6.767		
1 1/4" 32mm	5/8 5.5mm	DRMH1012	38	1.50	114.4	635	0.555	429	0.375	343	0.300	752	0.657
		DRMH1014	44	1.75	100.8	652	0.647	440	0.437	353	0.350	790	0.784
		DRMH1016	51	2.00	86.4	639	0.740	432	0.500	346	0.400	792	0.917
		DRMH1020	64	2.50	62.4	577	0.925	390	0.625	312	0.500	734	1.176
		DRMH1024	76	3.00	51.2	568	1.110	384	0.750	307	0.600	735	1.435
		DRMH1028	89	3.50	44.0	570	1.295	385	0.875	308	0.700	745	1.694
		DRMH1032	102	4.00	36.8	545	1.480	368	1.000	294	0.800	719	1.954
		DRMH1036	115	4.50	32.0	533	1.665	360	1.125	288	0.900	708	2.213
		DRMH1040	127	5.00	27.2	503	1.850	340	1.250	272	1.000	672	2.472
		DRMH1044	139	5.50	26.4	537	2.035	363	1.375	290	1.100	720	2.731
		DRMH1048	152	6.00	23.2	515	2.220	348	1.500	278	1.200	712	3.071
		DRMH1056	178	7.00	20.0	518	2.590	350	1.750	280	1.400	702	3.509
		DRMH1064	203	8.00	18.4	545	2.960	368	2.000	294	1.600	741	4.028
		DRMH1080	254	10.00	12.8	474	3.700	320	2.500	256	2.000	648	5.065
DRMH1096	305	12.00	11.2	497	4.440	336	3.000	269	2.400	683	6.102		

Continued next page



Silicone Chrome Die Springs
Raymond

Medium/Heavy Duty
Colour - RED



Hole Dia.	Rod Dia.	Product Code	Free Length		lb at 1/10" Defl	Maximum Deflection 37% of Free Length		Deflection for Average life 25% of Free Length		Deflection for Long life 20% of Free Length		Total Travel to Solid	
			mm	in		Pressure Pounds	Length of Defl.	Pressure Pounds	Length of Defl.	Pressure Pounds	Length of Defl.	Pressure Pounds	Length of Defl.
1 1/2" 38mm	3/4" 19mm	DRMH1216	51	2.00	108.0	799	0.740	540	0.500	432	0.400	966	0.894
		DRMH1220	64	2.50	85.6	792	0.925	535	0.625	428	0.500	988	1.154
		DRMH1224	76	3.00	62.4	693	1.100	468	0.750	374	0.600	882	1.414
		DRMH1228	89	3.50	52.8	684	1.295	462	0.875	370	0.700	883	1.673
		DRMH1232	102	4.00	48.0	710	1.480	480	1.000	384	0.800	928	1.933
		DRMH1236	115	4.50	43.2	719	1.665	486	1.125	389	0.900	947	2.192
		DRMH1240	127	5.00	36.8	681	1.850	460	1.250	368	1.000	902	2.452
		DRMH1244	139	5.50	34.4	700	2.035	473	1.375	378	1.100	933	2.712
		DRMH1248	152	6.00	30.4	675	2.220	456	1.500	365	1.200	903	2.971
		DRMH1256	178	7.00	26.4	684	2.590	462	1.750	370	1.400	934	3.359
		DRMH1264	203	8.00	20.8	616	2.960	416	2.000	333	1.600	844	4.058
DRMH1280	254	10.00	17.6	651	3.700	440	2.500	352	2.000	907	5.154		
DRMH1296	305	12.00	14.4	639	4.440	432	3.000	346	2.400	883	6.135		
2" 51mm	1" 25mm	DRMH1620	64	2.50	118.4	1095	0.925	740	0.625	592	0.500	1326	1.120
		DRMH1624	76	3.00	96.0	1066	1.110	720	0.750	576	0.600	1334	1.390
		DRMH1628	89	3.50	80.0	1036	1.295	700	0.875	560	0.700	1328	1.660
		DRMH1632	102	4.00	66.4	983	1.480	664	1.000	531	0.800	1282	1.930
		DRMH1636	115	4.50	60.0	999	1.665	675	1.125	540	0.900	1320	2.200
		DRMH1640	127	5.00	56.0	1036	1.850	700	1.250	560	1.000	1383	2.470
		DRMH1644	139	5.50	50.4	1026	2.035	693	1.375	554	1.100	1381	2.740
		DRMH1648	152	6.00	47.2	1048	2.220	708	1.500	566	1.220	1421	3.010
		DRMH1656	178	7.00	40.0	1036	2.590	700	1.750	560	1.400	1420	3.550
		DRMH1664	203	8.00	35.2	1042	2.960	704	2.000	563	1.600	1440	4.090
		DRMH1680	254	10.00	24.0	888	3.700	600	2.500	480	2.000	1241	5.170
DRMH1696	305	12.00	22.4	995	4.440	672	3.000	538	2.400	1400	6.250		