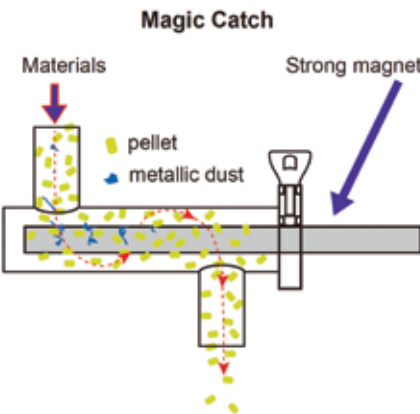
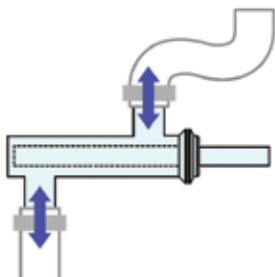




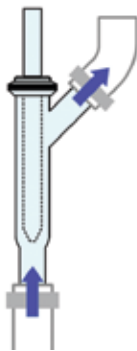
The Magic Catch in-line device uses a powerful magnet, installed in the resin line designed to catch any ferrous metal particles. It comes in several configuration shapes and tube diameter sizes to adapt to common material line sizes. This magnet can be integrated to eliminate foreign metallic material from entering the moulding cell. It connects simply into the material line and as the material passes, metal adheres to the Magic Catch™ internal rod, preventing it from contaminating the material being processed. Simply open the Magic Catch™ and wipe the debris off.



Standard-type



Y-type



	Product Code	Type	Port Size
Magic Catch™ Polished Stainless Steel Construction	MATS-MC7000-38 STD	Standard	1.5"
	MATS-MC7000-50 STD	Standard	2"
	MATS-MC-227-25-38 STD	Standard	1.5"
	MATS-MC-227-25-50 STD	Standard	2"
	MATS-MC-227-25-38 Y	Y Type	1.5"
	MATS-MC-227-25-50 Y	Y Type	2"